


Centennial Academy

 531 Luckie St NW, Atlanta, GA 30313

 (404)802-8550

 Grades: K-7

 Enrollment: 750 students

Performance Snapshot

- Centennial Academy's **overall performance is higher than 19% of schools in the state** and is lower than its district.
- Its elementary students' **academic growth is higher than 13% of elementary schools in the state** and lower than its district.
- Its middle school students' **academic growth is higher than 99% of middle schools in the state** and higher than its district.
- **35.8% of its 3rd grade students are reading at or above the grade level target.**
- Centennial Academy is **Beating the Odds**, meaning that it performs better than similar schools.

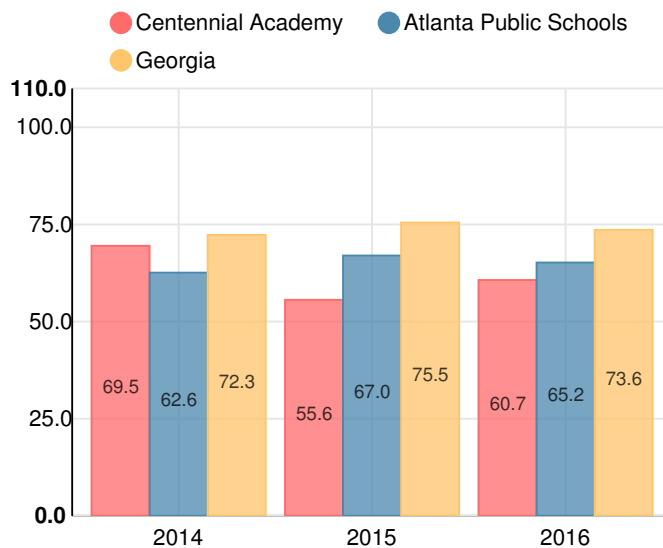
School Wide

D
60.7

Year	Centennial Academy
2016	D
2015	F
2014	D
2013	D
2012	D

Grade conversion	
A	90 - 100
B	80 - 89.9
C	70 - 79.9
D	60 - 69.9
F	0 - 59.9

CCRPI Single Score



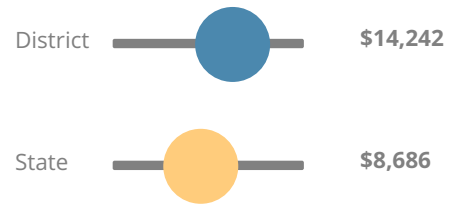
Student Mobility Rate

24.3%

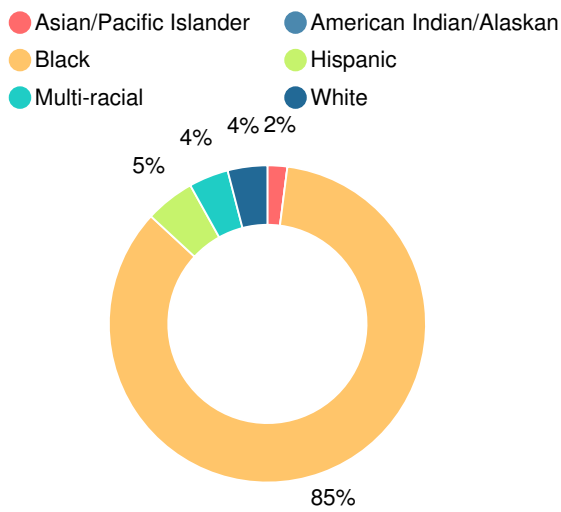
School Climate Star Rating



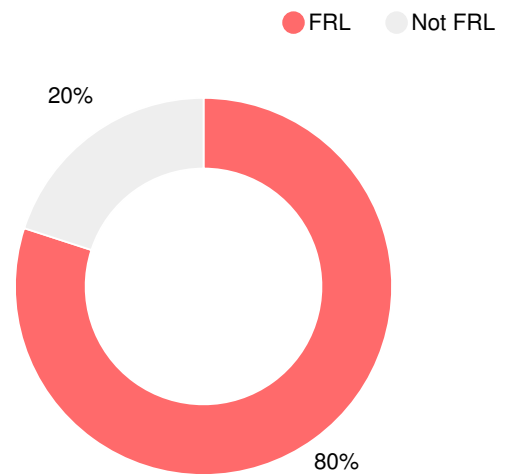
Per Pupil Expenditures



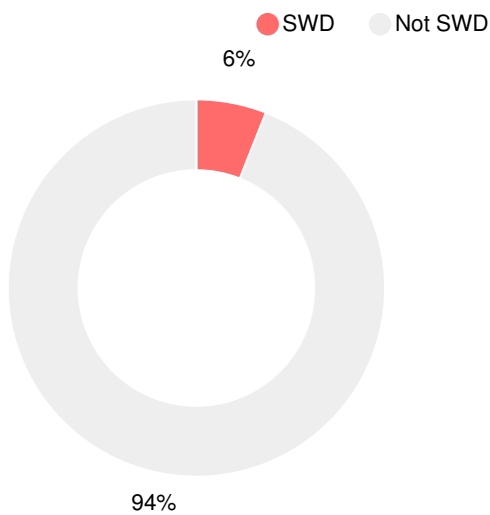
Race/Ethnicity



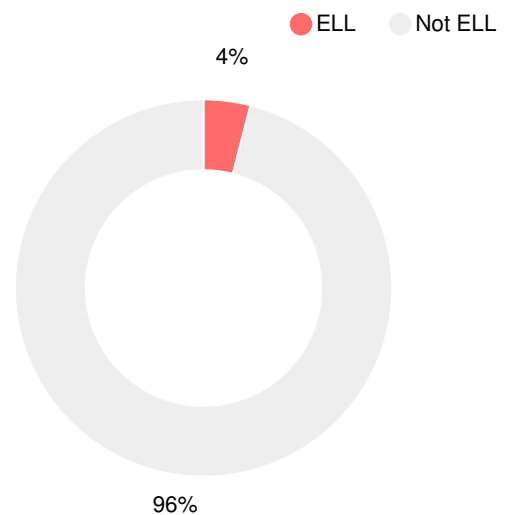
Free/Reduced-Price Lunch (FRL)



Students with Disability (SWD)



English Language Learners (ELL)



Elementary

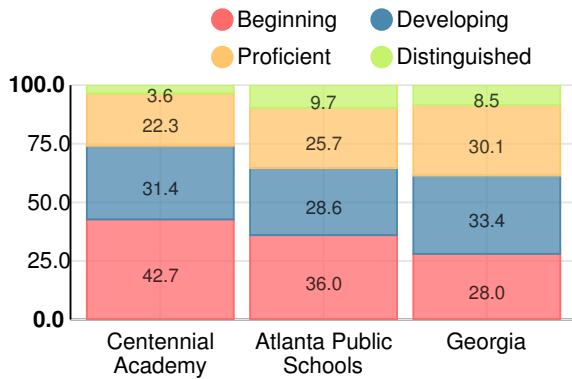
CCRPI Score

Centennial Academy

Indicator	2016
Achievement	23.7
Progress	28.5
Gap	4.2
Challenge	0.0
CCRPI Score	56.4

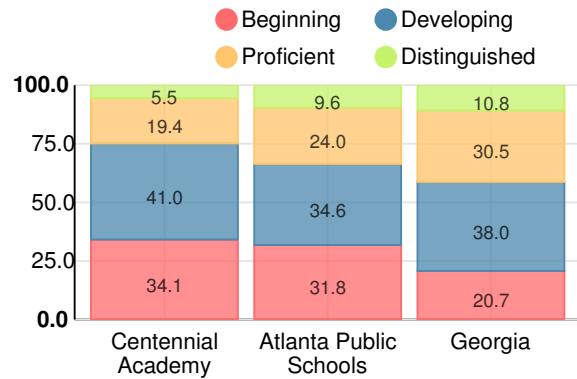
English

Percent of students scoring in each performance level on 2016 Georgia Milestones for elementary grades



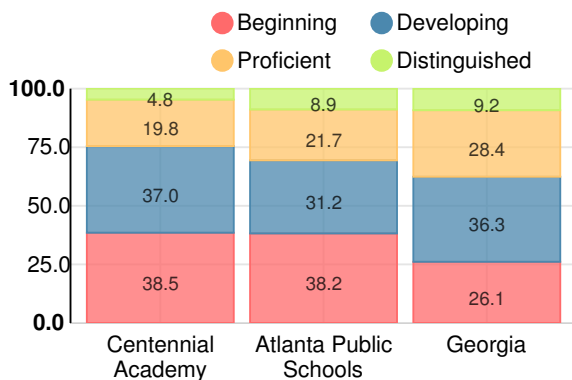
Mathematics

Percent of students scoring in each performance level on 2016 Georgia Milestones for elementary grades



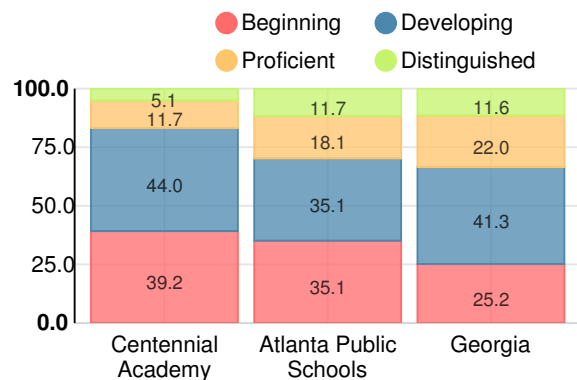
Science

Percent of students scoring in each performance level on 2016 Georgia Milestones for elementary grades



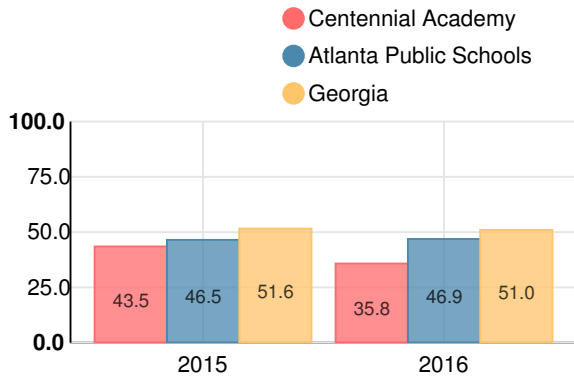
Social Studies

Percent of students scoring in each performance level on 2016 Georgia Milestones for elementary grades



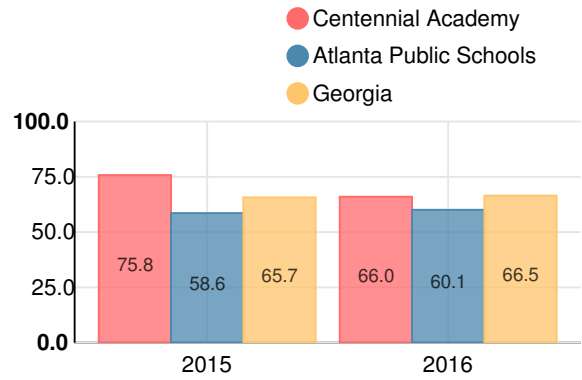
Reading at or above the Grade Level Target (3rd Grade)

Percent of students in grade 3 achieving Lexile measure equal to or greater than 650



Reading at or above the Grade Level Target (5th Grade)

Percent of students in grade 5 achieving Lexile measure equal to or greater than 850



Middle School

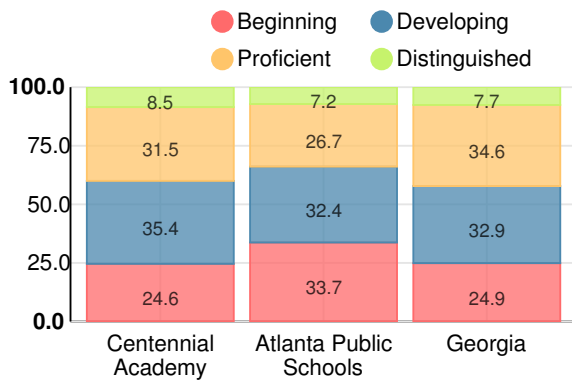
CCRPI Score

Centennial Academy

Indicator	2016
Achievement	29.6
Progress	40.0
Gap	8.3
Challenge	3.8
CCRPI Score	81.7

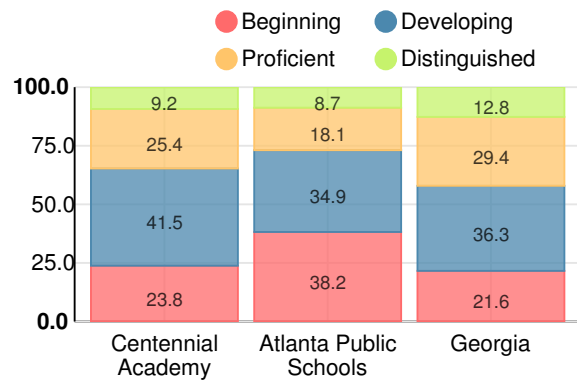
English

Percent of students scoring in each performance level on 2016
Georgia Milestones for middle school grades



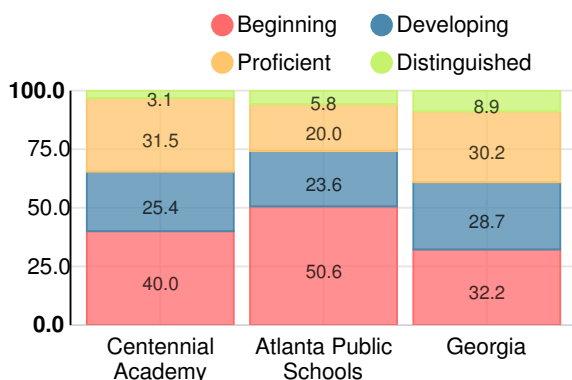
Mathematics

Percent of students scoring in each performance level on 2016
Georgia Milestones for middle school grades



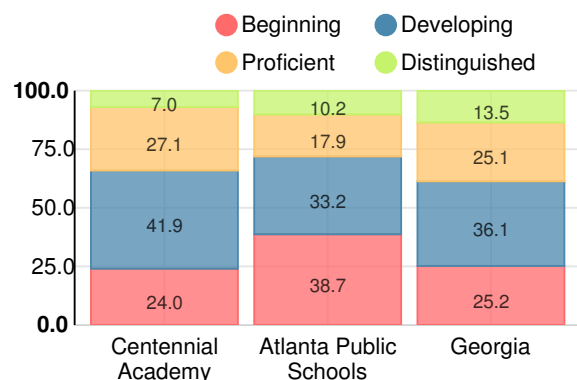
Science

Percent of students scoring in each performance level on 2016
Georgia Milestones for middle school grades



Social Studies

Percent of students scoring in each performance level on 2016
Georgia Milestones for middle school grades



Reading at or above the Grade Level Target (8th Grade)

Percent of students in grade 8 achieving Lexile measure greater than 1050

