



# Frank Lebbly Stanton Elementary School

 1625 Martin Luther King Jr Dr SW, Atlanta, GA 30314

 (404)802-7500

 Grades: K-5

 Enrollment: 259 students

### Performance Snapshot

- Frank Lebbly Stanton Elementary School's **overall performance is higher than 6% of schools in the state** and is lower than its district.
- Its students' **academic growth is higher than 22% of schools in the state** and lower than its district.
- **21.4% of its 3rd grade students are reading at or above the grade level target.**
- Frank Lebbly Stanton Elementary School is **Beating the Odds**, meaning that it performs better than similar schools.

## School Wide

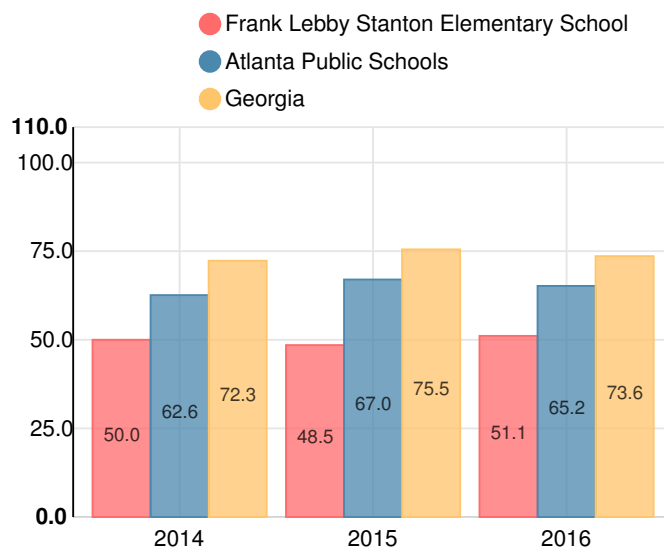
# F

## 51.1

Year	Frank Lebbly Stanton Elementary School
2016	F
2015	F
2014	F
2013	F
2012	F

Grade conversion	
A	90 - 100
B	80 - 89.9
C	70 - 79.9
D	60 - 69.9
F	0 - 59.9

### CCRPI Single Score



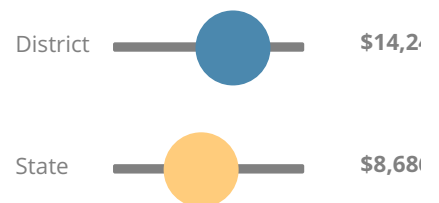
### Student Mobility Rate

# 43.4%

### School Climate Star Rating

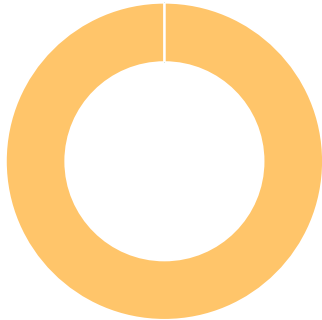


### Per Pupil Expenditures



### Race/Ethnicity

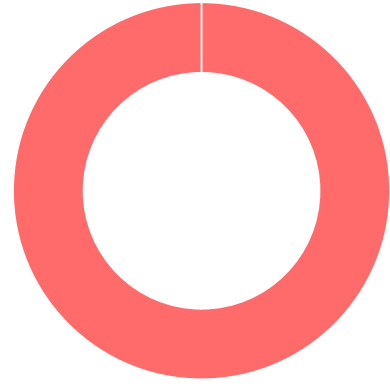
- Asian/Pacific Islander
- American Indian/Alaskan
- Black
- Hispanic
- Multi-racial
- White



100%

### Free/Reduced-Price Lunch (FRL)

- FRL
- Not FRL



100%

### Students with Disability (SWD)

- SWD
- Not SWD




14%

86%

### English Language Learners (ELL)

- ELL
- Not ELL



99%

# Elementary

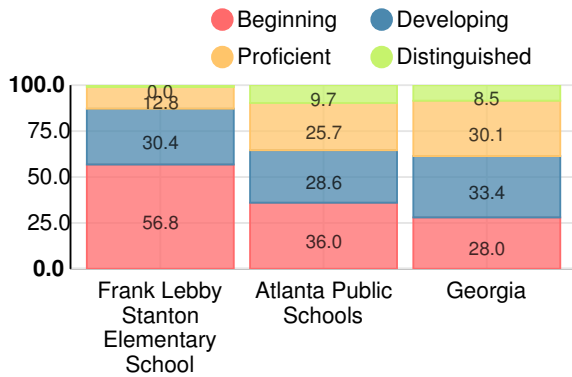
## CCRPI Score

### Frank Leiby Stanton Elementary School

Indicator	2016
Achievement	16.2
Progress	30.1
Gap	3.3
Challenge	1.5
<b>CCRPI Score</b>	<b>51.1</b>

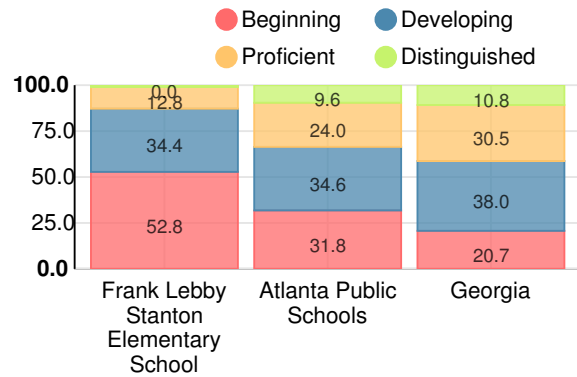
### English

Percent of students scoring in each performance level on 2016 Georgia Milestones for elementary grades



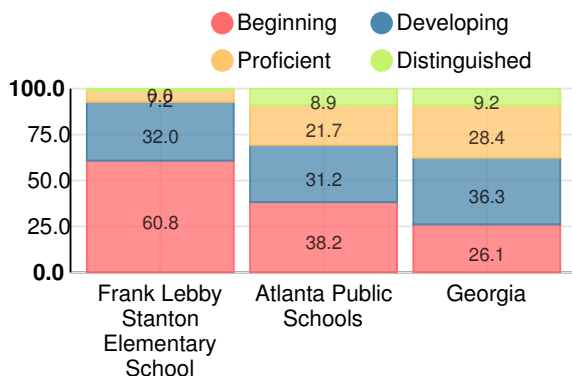
### Mathematics

Percent of students scoring in each performance level on 2016 Georgia Milestones for elementary grades



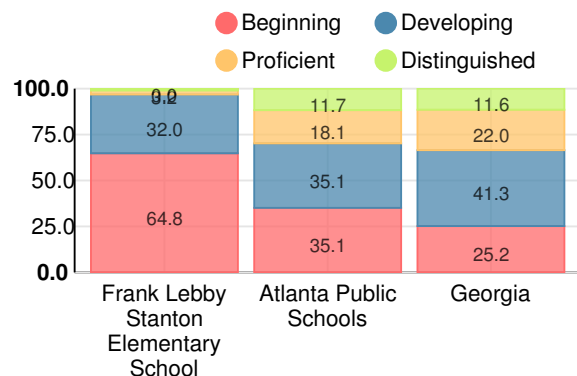
### Science

Percent of students scoring in each performance level on 2016 Georgia Milestones for elementary grades



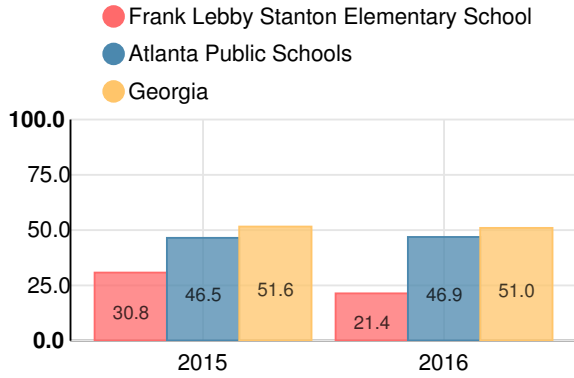
### Social Studies

Percent of students scoring in each performance level on 2016 Georgia Milestones for elementary grades



**Reading at or above the Grade Level Target (3rd Grade)**

Percent of students in grade 3 achieving Lexile measure equal to or greater than 650



**Reading at or above the Grade Level Target (5th Grade)**

Percent of students in grade 5 achieving Lexile measure equal to or greater than 850

