

KIPP STRIVE Academy

 1444 Lucile Ave SW, Atlanta, GA 30310

 (404)753-1530

 Grades: 5-8

 Enrollment: 336 students

Performance Snapshot

- KIPP STRIVE Academy's **overall performance is higher than 68% of schools in the state** and is higher than its district.
- Its elementary students' **academic growth is higher than 88% of elementary schools in the state** and higher than its district.
- Its middle school students' **academic growth is higher than 51% of middle schools in the state** and higher than its district.
- **77.6% of its 8th grade students are reading at or above the grade level target.**
- KIPP STRIVE Academy is **Beating the Odds**, meaning that it performs better than similar schools.

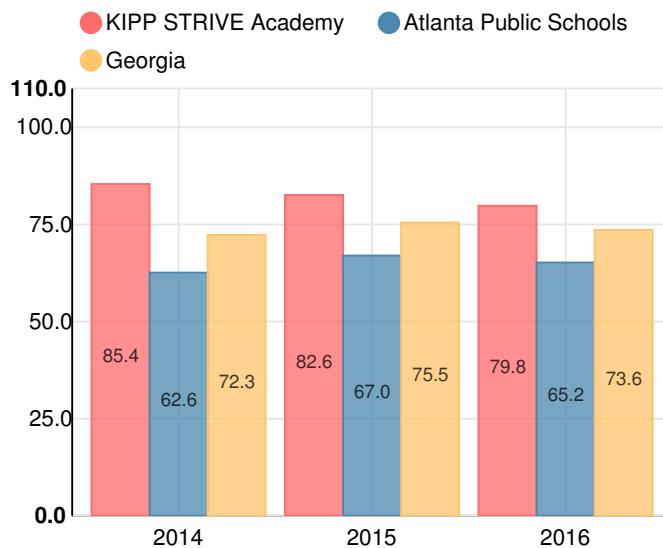
School Wide

C
79.8

Year	KIPP STRIVE Academy
2016	C
2015	B
2014	B
2013	B
2012	A

Grade conversion	
A	90 - 100
B	80 - 89.9
C	70 - 79.9
D	60 - 69.9
F	0 - 59.9

CCRPI Single Score



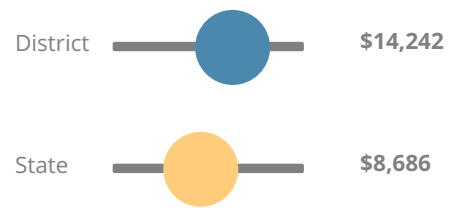
Student Mobility Rate

3.0%

School Climate Star Rating

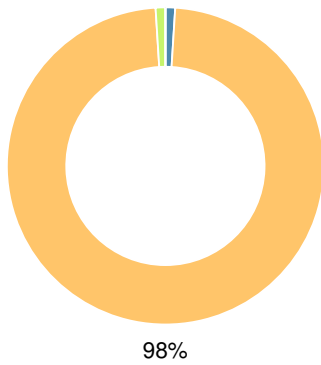


Per Pupil Expenditures



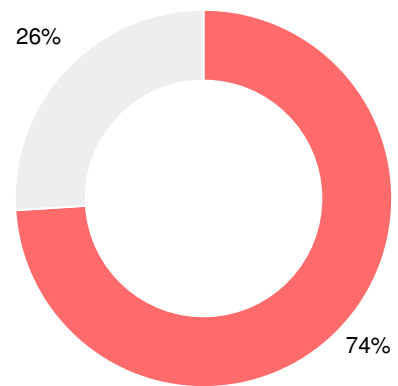
Race/Ethnicity

- Asian/Pacific Islander
- American Indian/Alaskan
- Black
- Hispanic
- Multi-racial
- White



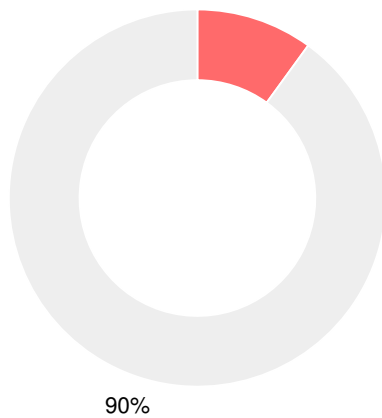
Free/Reduced-Price Lunch (FRL)

- FRL
- Not FRL




Students with Disability (SWD)

- SWD
- Not SWD



English Language Learners (ELL)

- ELL
- Not ELL



Elementary

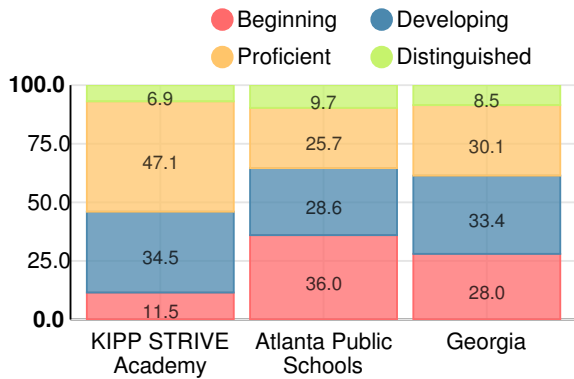
CCRPI Score

KIPP STRIVE Academy

Indicator	2016
Achievement	30.8
Progress	38.2
Gap	8.3
Challenge	3.5
CCRPI Score	80.8

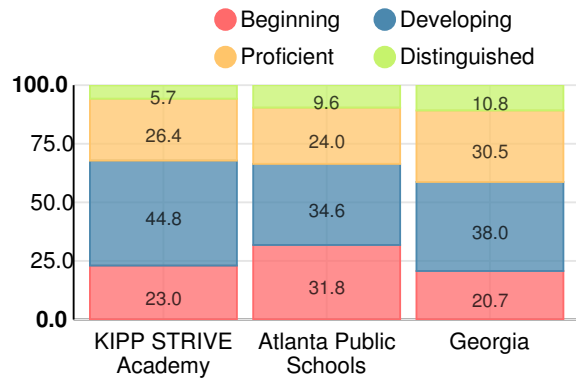
English

Percent of students scoring in each performance level on 2016 Georgia Milestones for elementary grades



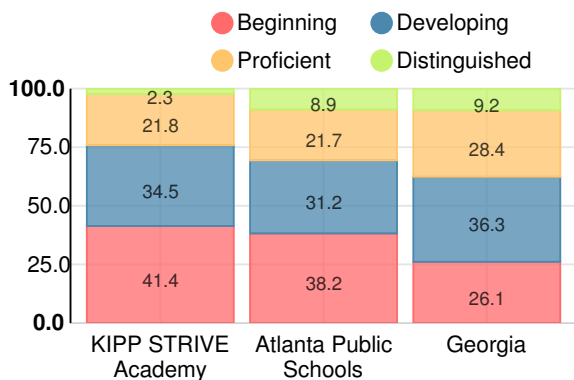
Mathematics

Percent of students scoring in each performance level on 2016 Georgia Milestones for elementary grades



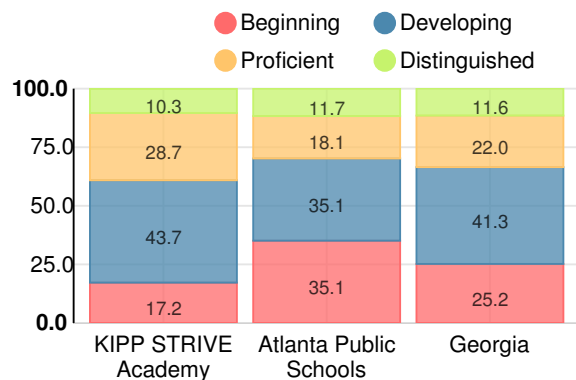
Science

Percent of students scoring in each performance level on 2016 Georgia Milestones for elementary grades



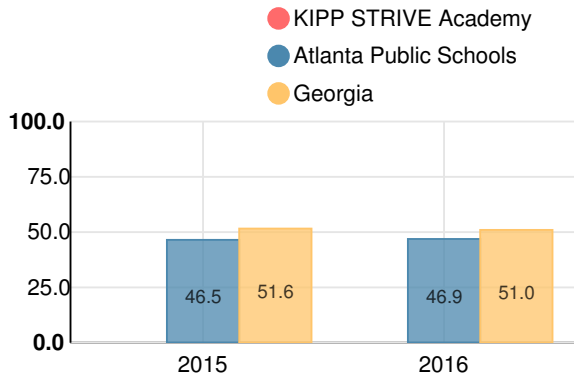
Social Studies

Percent of students scoring in each performance level on 2016 Georgia Milestones for elementary grades



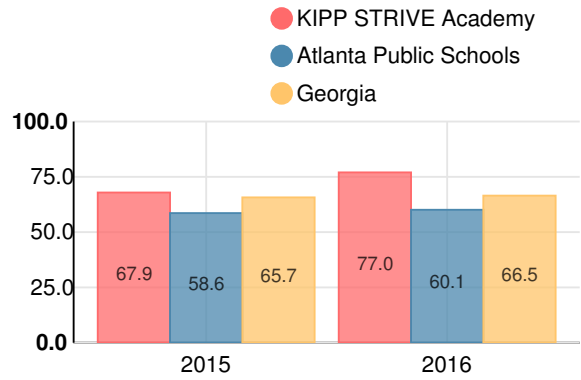
Reading at or above the Grade Level Target (3rd Grade)

Percent of students in grade 3 achieving Lexile measure equal to or greater than 650



Reading at or above the Grade Level Target (5th Grade)

Percent of students in grade 5 achieving Lexile measure equal to or greater than 850



Middle School

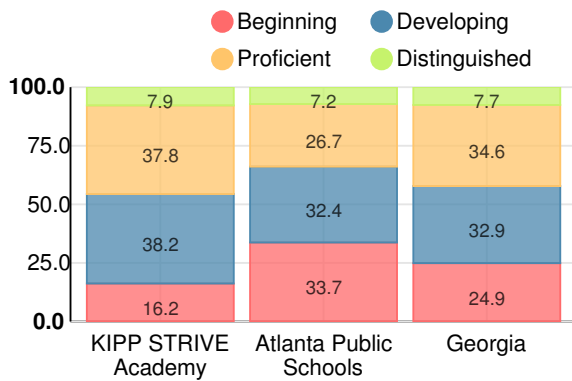
CCRPI Score

KIPP STRIVE Academy

Indicator	2016
Achievement	33.0
Progress	34.3
Gap	6.7
Challenge	5.5
CCRPI Score	79.5

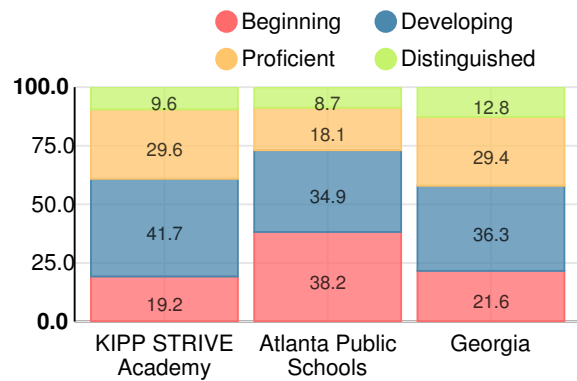
English

Percent of students scoring in each performance level on 2016 Georgia Milestones for middle school grades



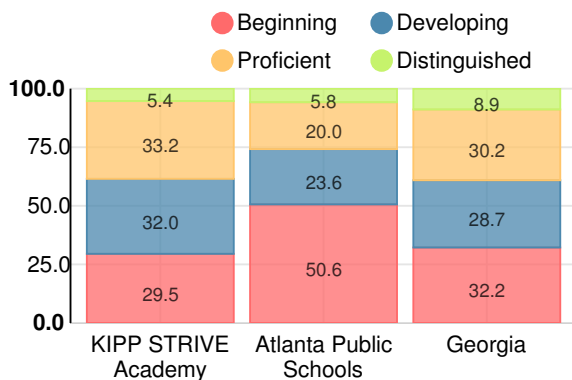
Mathematics

Percent of students scoring in each performance level on 2016 Georgia Milestones for middle school grades



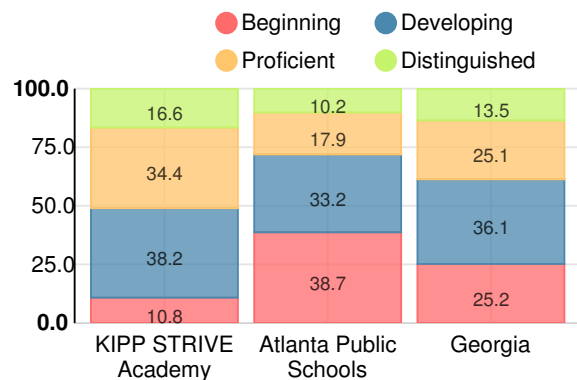
Science

Percent of students scoring in each performance level on 2016 Georgia Milestones for middle school grades



Social Studies

Percent of students scoring in each performance level on 2016 Georgia Milestones for middle school grades



Reading at or above the Grade Level Target (8th Grade)

Percent of students in grade 8 achieving Lexile measure greater than 1050

